

C-band 10W Block Upconverter

Model No. NJT5662 Series

XC-band 10W Block Upconverter

Model No. NJT5663 Series

< Features >

- * No “Cooling Fan” Solution
- * High Efficiency Output Power
(10W minimum @P1dB over temperature)
- * Three Power Supply Selections
 - DC: +48Vdc Operation (+38 to +60 Vdc)
 - DC: +24Vdc Operation
 - AC: 110V / 220V
- * Option:
Separation of power supply port (MS-connector)



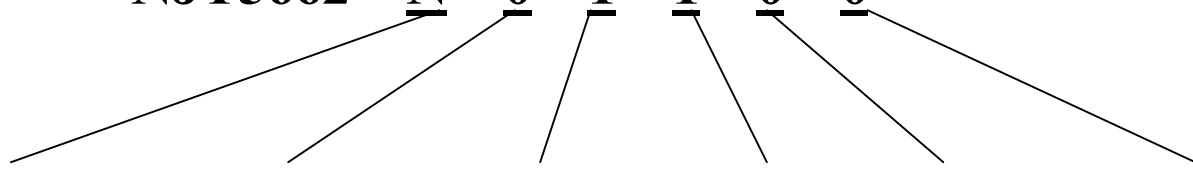
<Line-Up>

Model No.	RF Frequency	Local Frequency	IF Frequency	Output Power	IF Connector	Power Supply	Port for Voltage Input	
NJT5662N00100	5.850 to 6.425 GHz (C-band)	4.90 GHz	950 to 1,525 MHz	10W Linear (+40 dBm min.)	N-type	+48Vdc	Same as IF Connector	
NJT5662F00100					F-type		MS Connector (separate port)	
NJT5662N01100					N-type		+24Vdc	Same as IF Connector
NJT5662F01100					F-type			MS Connector (separate port)
NJT5662N10100					N-type	AC (110-220V)	Same as IF Connector	
NJT5662F10100					F-type		MS Connector (separate port)	
NJT5662N41100					N-type		+48Vdc	Same as IF Connector
NJT5662F41100					F-type			MS Connector (separate port)
NJT5663N00100	6.725 to 7.025 GHz (XC-band)	5.76 GHz	950 to 1,265 MHz	10W Linear (+40 dBm min.)	N-type	+48Vdc	Same as IF Connector	
NJT5663F00100					F-type		MS Connector (separate port)	
NJT5663N01100					N-type		+24Vdc	Same as IF Connector
NJT5663F01100					F-type			MS Connector (separate port)
NJT5663N10100					N-type	AC (110-220V)	Same as IF Connector	
NJT5663F10100					F-type		MS Connector (separate port)	
NJT5663N41100					N-type		+48Vdc	Same as IF Connector
NJT5663F41100					F-type			MS Connector (separate port)

< **Specifications** >

Item		Specifications
Output Interface		Waveguide, CPR137-G (Grooved) with Flange
Output Power @ 1dB G.C.P.		+40 dBm min. over temp.
Linear Gain		64 dB nominal
Requirement for External Reference	[Frequency]	10 MHz (sine-wave)
	[Input Power]	-5 to +5 dBm @ Input port
	[Phase Noise]	-135 dBc/Hz max. @ 100 Hz
		-140 dBc/Hz max. @ 1 kHz -143 dBc/Hz max. @ 10 kHz
L.O. Phase Noise		-60 dBc/Hz max. @ 100 Hz -70 dBc/Hz max. @ 1 kHz -80 dBc/Hz max. @ 10 kHz -90 dBc/Hz max. @ 100 kHz
Input V.S.W.R.		2 : 1 max
Output V.S.W.R.		2 : 1 max.
DC Power Requirement		Option 1: +48 VDC (+38 to +60 VDC), 130 W max. Option 2: +24 VDC (+18 to +24 VDC) Option 3: 110VAC / 220VAC
Mute		Shut off the HPA in case of L.O. unlocked
Input Interface		N-type, female (50 ohms) [Model No. NJT5662N*****] F-type, female (75 ohms) [Model No. NJT5662F*****]
Dimension & Housing		275mm (L) x 246mm (W) x 135 mm (H) [10.8" (L) x 9.7" (W) x 5.3" (H)]
Weight		20 lbs max. [9 kg max.]
Temperature Range (ambient)		-40 to +55 C (operating) -40 to +75 C (storage)

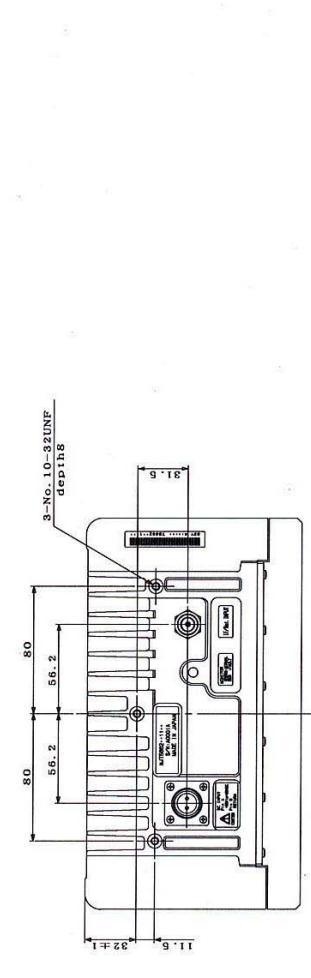
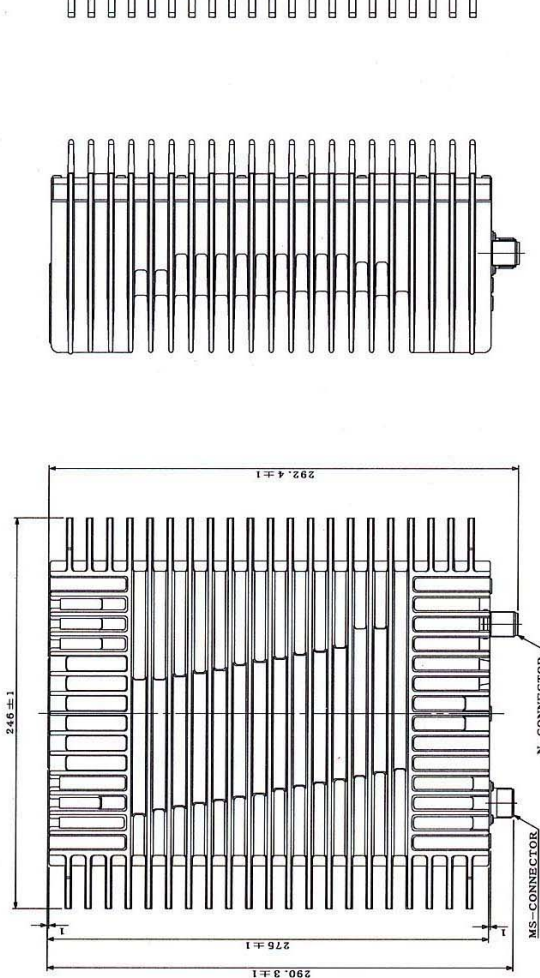
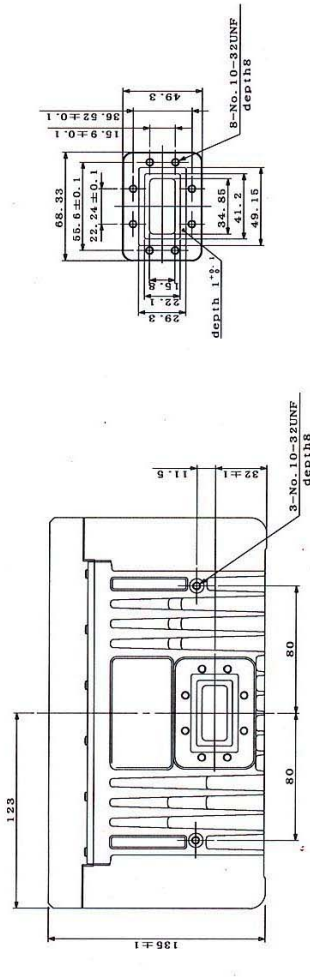
NJT5662 N 0 1 1 0 0



1 st Digit		2 nd Digit		3 rd Digit		4 th Digit		5 th Digit		6 th Digit	
IF connector		Operating Voltage Range		Port for Voltage Input		LED		M&C		Other fuctions	
N	N-connector	0	DC: +38 to +60V (+48V)	0	Same as IF signal	0	Not equipped	0	Not equipped	0	Not equipped
F	F-connector	1	DC: +24V	1	MS connector	1	Equipped	1	*Power Monitor *Output power On/off *Fault Indicator	1	With mounting cradle
		2	DC: +12V	2	TNC connector						
		3	Negative Voltage (TBD)								
		4	AC								

< Outline Drawing >

April, 28, 2004
NJRC



Tolerance ±0.5
UNIT: mm

* For detailed specifications, please contact us.



Alqaizi Bldg., Office 313
Salahuddin St., Behind Claridge
Hotel, P.O. Box: 1896
Dubai, UAE
Tel. +9714 272 6722
Fax. +9714 272 6738
sales@vsatplus.com
www.vsatplus.com



Unit : mm